

Introduction

This order form describes recommended sizes and settings to order. Follow the steps in this guide carefully and precisely as wrong measurements can result in receiving wrongly sized parts, which can lead to discomfort when using the Laevo FLEX.

Please order other sizes if you know they are more comfortable.

TIP: Contact your supplier for in-depth sizing advise.

TIP: Check our sizing tools at www.laevo-exoskeletons.com/flex-training.



Laevo B.V.
Patrijsweg 30,
2289 EX Rijswijk,
The Netherlands,
www.laevo-exoskeletons.com
+31 15 30 20 025

Measure your body (inputs)

- Take a measurement tape. Use a soft measuring tape.
- Find the location of the bones as indicated on the next page in blue. Preferably measure with 2 persons.

Fill out the form

- Fill out the contact and order information on this page.
- Write down all body measurements on the last page.

Complete the final page. For the recommended sizes:

- Check the boxes for the measurements that correspond with your body sizes.
- Follow the table row to the right and check the box for the size part.
- Make sure you have selected exactly 5 boxes.

To order you own size choice:

- Check 5 boxes for the size parts you prefer.
- Fill out the contact and order information.

unique user reference / user name

(use a code for extra GDPR-compliance)

date

company name

purchase order reference

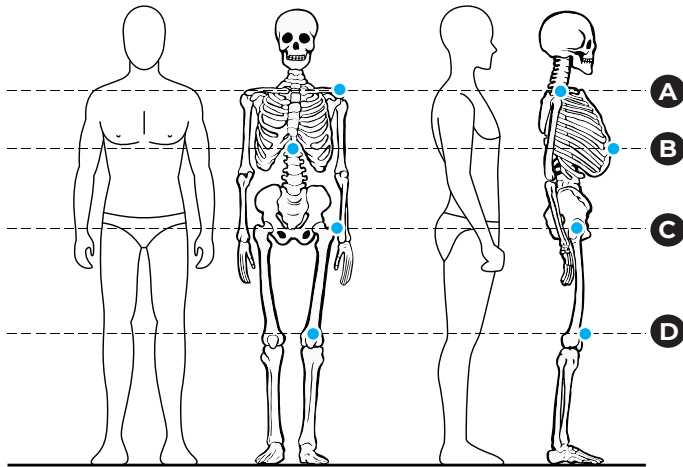
FLEX serial (to be filled by Laevo)

Sizing Form 1.1

unique user reference / user name



Find the blue indicated bone locations **A**, **B**, **C** and **D** on your body using the figure and instructions below.



A Tip of the shoulder (Acromion)

B Bottom of chest bone (Sternum)
Just below the chest or breasts.

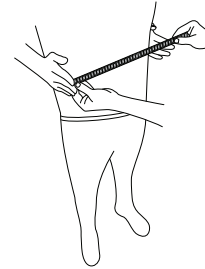
C Hip Joint (Trochanter Major)
You can feel this point move under the skin when you pivot your leg vertically.

D Knee cap (Patella)

1

Measure the width of the torso on the height of the **bottom of the chest bone B** in a **horizontal, straight line**. Keep hands flat and parallel on the sides of the chest and measure the distance in between.

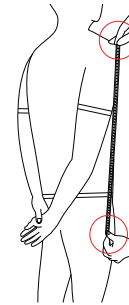
Torso width:

 cm


3

Measure the distance from the **tip of the shoulder A** to the **Hip Joint C** in a **straight line**. Hold the ends of the measuring tape against the bone locations.

Torso length:

 cm


5

Weigh yourself on a scale in kg.

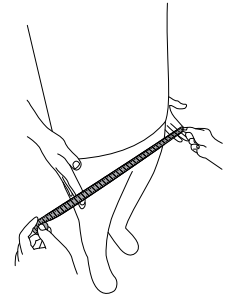
Body weight:

 kg

2

Measure the width of the hip on the height of the **Hip Joint C** in a **horizontal, straight line**. Keep hands flat and parallel on the sides of the hip and measure the distance in between.

Hip width:

 cm


4

Measure the total body length from the floor to the top of the head.

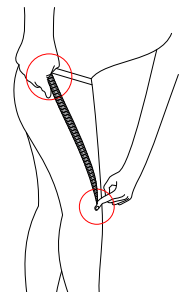
Total body length:

 cm

6

Measure the distance from the **Hip Joint C** to the top edge of the **Knee Cap D** while letting the measuring tape rest and **curve on the leg**.

Thigh length:

 cm


Sizing Form 1.1

unique user reference / user name

male / female

cup size
(when applicable)

torso width
(at lower rib height)

1

hip width
(at hip joint)

2

torso length
(from hip joint to Acromion)

3

total body length

4

weight
(total body mass)

5

thigh length
(distance hip joint - top of knee caps)

6

body shape	cup size	part size
<input type="checkbox"/> male	<input type="checkbox"/> all	<input type="checkbox"/> S ■ 3
<input type="checkbox"/> female	<input type="checkbox"/> cup A	<input type="checkbox"/> S ■ 3
	<input type="checkbox"/> cup B	<input type="checkbox"/> M ■ 4
	<input type="checkbox"/> cup C+	<input type="checkbox"/> L ■ 5

Front Vest

torso width (1)	part size
<input type="checkbox"/> <33 cm -->	<input type="checkbox"/> S ■ 3
<input type="checkbox"/> >33 cm -->	<input type="checkbox"/> L ■ 5

Vest Frame

hip width (2)	torso length (3)	part size
<input type="checkbox"/> <34 cm	<input type="checkbox"/> <51 cm	<input type="checkbox"/> S ■ 3
	<input type="checkbox"/> 51-56 cm	<input type="checkbox"/> M ■ 4
	<input type="checkbox"/> 56-61 cm	<input type="checkbox"/> L ■ 5
	<input type="checkbox"/> >61 cm	<input type="checkbox"/> XL ■ 6
<input type="checkbox"/> 34-43 cm	<input type="checkbox"/> <49 cm	<input type="checkbox"/> S ■ 3
	<input type="checkbox"/> 49-54 cm	<input type="checkbox"/> M ■ 4
	<input type="checkbox"/> 54-59 cm	<input type="checkbox"/> L ■ 5
	<input type="checkbox"/> >59 cm	<input type="checkbox"/> XL ■ 6
<input type="checkbox"/> >43 cm	<input type="checkbox"/> <45 cm	<input type="checkbox"/> ■ 3
	<input type="checkbox"/> 46-52 cm	<input type="checkbox"/> M ■ 4
	<input type="checkbox"/> 52-57 cm	<input type="checkbox"/> L ■ 5
	<input type="checkbox"/> >57 cm	<input type="checkbox"/> XL ■ 6

Torso Structures

body length (4)	body weight (5)	part size
<input type="checkbox"/> 150-172 cm	(special)	<input type="checkbox"/> UL ■ 2
	<input type="checkbox"/> <68 kg	<input type="checkbox"/> Li ■ 3
	<input type="checkbox"/> 68-84 kg	<input type="checkbox"/> M ■ 4
<input type="checkbox"/> 172-200 cm	<input type="checkbox"/> >84 kg	<input type="checkbox"/> Str ■ 5
	<input type="checkbox"/> <62 kg	<input type="checkbox"/> Li ■ 3
	<input type="checkbox"/> 62-72 kg	<input type="checkbox"/> M ■ 4
<input type="checkbox"/> >72 kg	<input type="checkbox"/> >72 kg	<input type="checkbox"/> Str ■ 5
	(special)	<input type="checkbox"/> US ■ 6

Actuator Springs

thigh length (6)	part size
<input type="checkbox"/> <35 cm -->	<input type="checkbox"/> S ■ 3
<input type="checkbox"/> 35-49 cm -->	<input type="checkbox"/> M ■ 4
<input type="checkbox"/> >49 cm -->	<input type="checkbox"/> L ■ 5

Leg Pads

